

# Human FLT3 Ligand Protein

Cat. No. FLT-HM13L

## Description

<b>Source</b>	Recombinant Human FLT3 Ligand Protein is expressed from HEK293 with His tag at the C-Terminus. It contains Thr27-Pro185.
<b>Accession</b>	P49771-1
<b>Molecular Weight</b>	The protein has a predicted MW of 19.1 kDa. Due to glycosylation, the protein migrates to 28-35 kDa based on Bis-Tris PAGE result.
<b>Endotoxin</b>	Less than 1EU per ug by the LAL method.
<b>Purity</b>	> 95% as determined by Bis-Tris PAGE > 95% as determined by HPLC

## Formulation and Storage

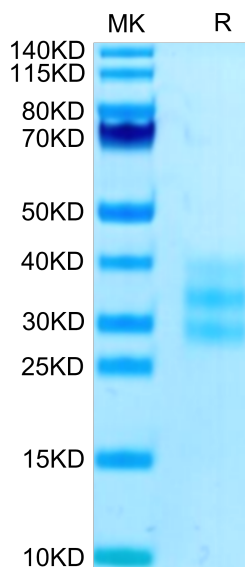
<b>Formulation</b>	Lyophilized from 0.22µm filtered solution in PBS (pH 7.4). Normally 8% trehalose is added as protectant before lyophilization.
<b>Reconstitution</b>	Centrifuge the tube before opening. Reconstituting to a concentration more than 100 µg/ml is recommended. Dissolve the lyophilized protein in distilled water.
<b>Storage</b>	-20 to -80°C for 12 months as supplied from date of receipt. -80°C for 3 months after reconstitution. Recommend to aliquot the protein into smaller quantities for optimal storage. Please minimize freeze-thaw cycles.

## Background

Flt3 Ligand, also known as FL, is an alpha -helical cytokine that promotes the differentiation of multiple hematopoietic cell lineages. Stimulates the proliferation of early hematopoietic cells by activating FLT3. Synergizes well with a number of other colony stimulating factors and interleukins.

## Assay Data

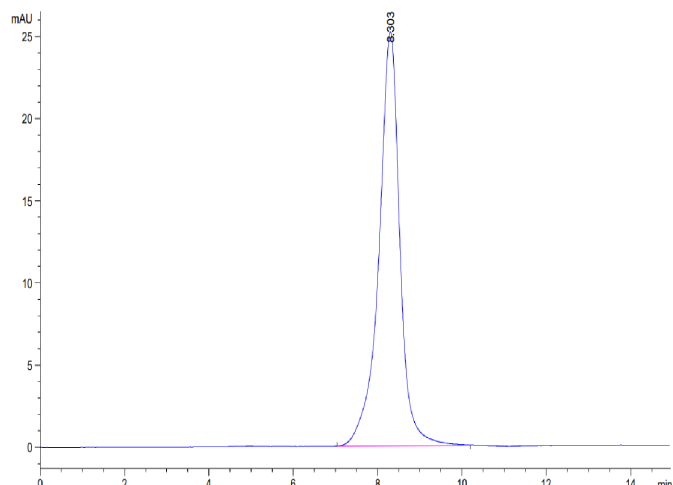
### Bis-Tris PAGE



Human FLT3 Ligand on Bis-Tris PAGE under reduced condition. The purity is greater than 95%.

### SEC-HPLC

Assay Data

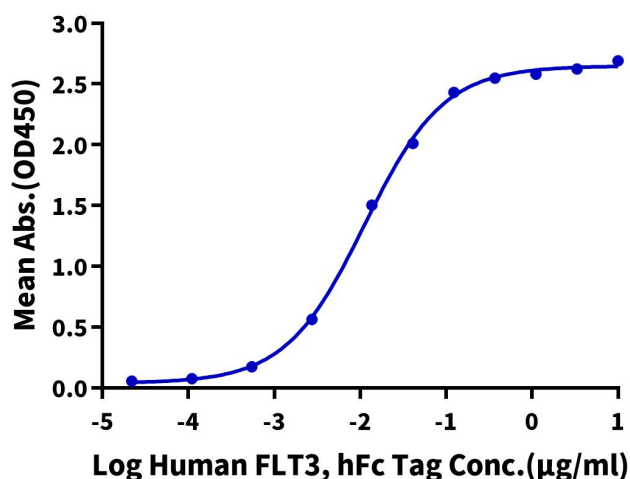


The purity of Human FLT3 Ligand is greater than 95% as determined by SEC-HPLC.

ELISA Data

**Human FLT3 Ligand, His Tag ELISA**

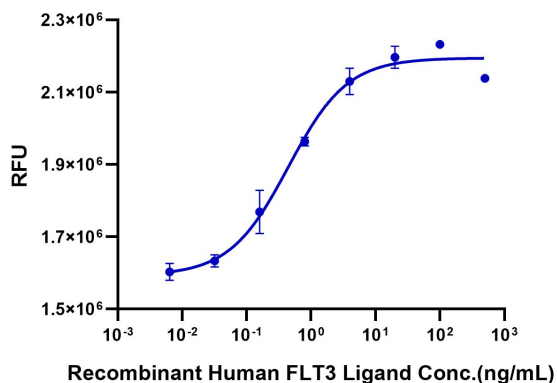
0.1µg Human FLT3 Ligand, His Tag Per Well



Immobilized Human FLT3 Ligand, His Tag at 1µg/ml (100µl/Well) on the plate. Dose response curve for Human FLT3, hFc Tag with the EC50 of 13.4ng/ml determined by ELISA (QC Test).

Cell Based Assay

**Recombinant Human FLT3 Ligand Bioactivity**



The ED50 was determined by the dose-dependent stimulation of the proliferation of human AML5 cells is < 2.0 ng/ml.